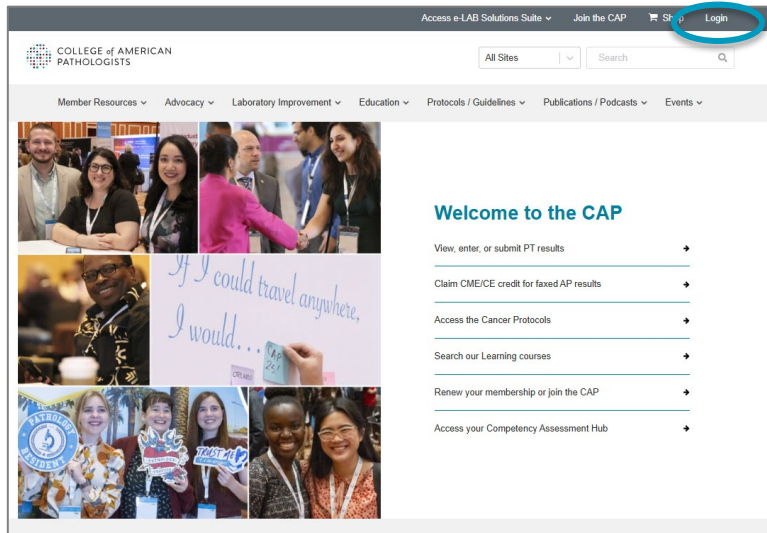
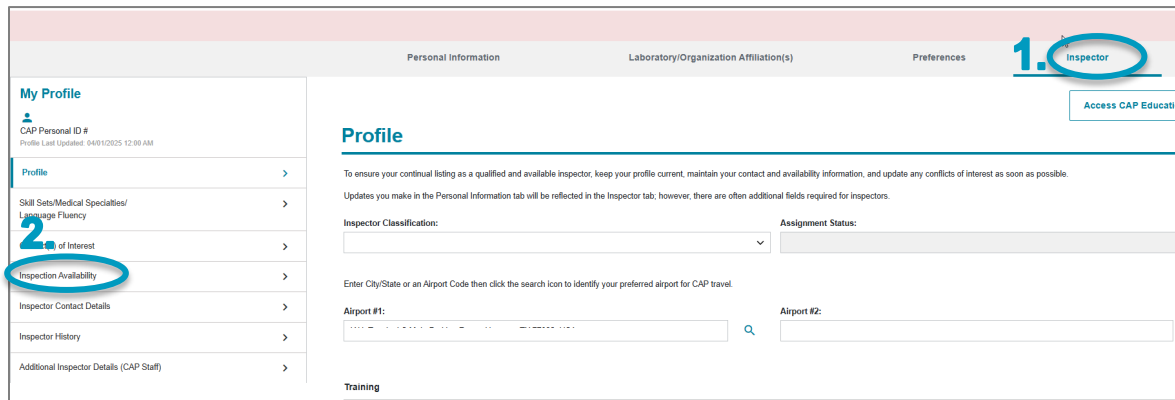


Simple Steps to Ensure You're Ready to Guide Residents on Inspections!

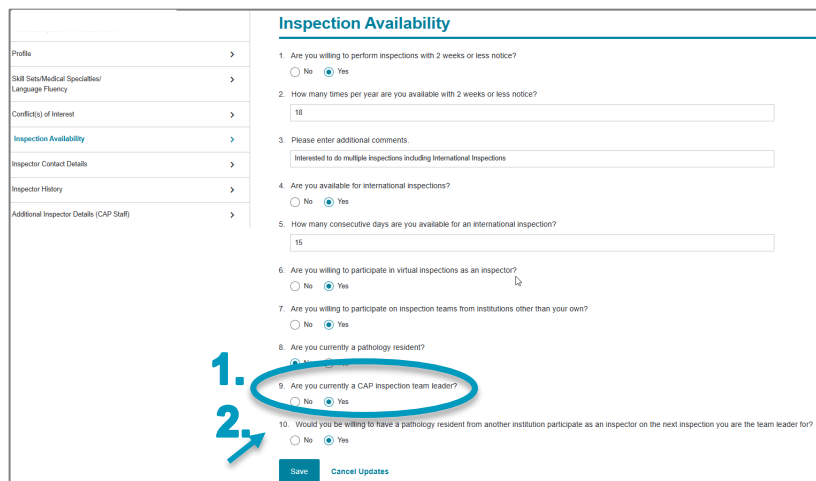
1. Log in to "My Profile" on cap.org. Once logged in, click "Update My Profile."



2. Click on the "Inspector" tab, then go to "Inspection Availability" in the left sidebar.



3. Go to the question, "Are you currently a CAP inspection team leader?" and confirm that "Yes" is checked. Next question, "Would you be willing to have a pathology resident from another institution participate as an inspector on the next inspection you are a team leader for?" will pop up; select "Yes." Click "Save," and you're done!
(Example screenshot below is based on Domestic Team Leader Profile)



Inspection Availability

1. Are you willing to perform inspections with 2 weeks or less notice?
☐ No ☒ Yes
2. How many times per year are you available with 2 weeks or less notice?
18
3. Please enter additional comments
Interested to do multiple inspections including international inspections
4. Are you available for international inspections?
☐ No ☒ Yes
5. How many consecutive days are you available for an international inspection?
15
6. Are you willing to participate in virtual inspections as an inspector?
☐ No ☒ Yes
7. Are you willing to participate on inspection teams from institutions other than your own?
☐ No ☒ Yes
8. Are you currently a pathology resident?
☐ No ☒ Yes
9. Are you currently a CAP inspection team leader?
☐ No ☒ Yes
10. Would you be willing to have a pathology resident from another institution participate as an inspector on the next inspection you are the team leader for?
☐ No ☒ Yes

Save Cancel Updates